


Levelrock™ Sound Reduction Mat



SRM-25™

Superior performance sound reduction mat

- Use between floors and units to achieve excellent sound control
- Only 4.6% contact with floor surface
- May contribute towards LEED® credits
- 1-1/4-in. total system thickness minimizes floor transitions
- Ideal for wood-joint, corrugated steel deck and concrete floor systems
- Robinson tested for system durability

Description

LEVELROCK™ SRM-25™ sound reduction mat is a high-performance material that increases IIC and STC ratings in wood-joint and concrete floor systems. This material is packaged in rolls and cuts easily with a utility knife for easy handling and quick installation. LEVELROCK SRM-25 sound reduction mat can improve IIC values by as much as 13 points, depending on the system tested. (IIC values are always a function of the system design.) This sound reduction mat system has also achieved a light-commercial rating on the Robinson floor test (ASTM C627).

SRM-25 sound reduction mat can also contribute to sustainable building practices under the LEED® (Leadership in Energy and Environmental Design) Green Building Rating System, the voluntary, consensus-based standard to support and certify successful green building design, construction and operations. The typical recycled content of SRM-25 sound reduction mat (50%, of which 100% is pre-consumer/post-industrial material) can help a building achieve a LEED rating.

Limitations

1. Do not use in exterior applications.
2. Do not install where continuous exposure to moisture is a possibility (for instance, exterior balconies or large commercial/institutional shower rooms).
3. Do not install when temperature is below 50 °F.

Installation

For detailed system installation instructions, please see the *LEVELROCK Floor Underlayment Applicator Best Practices Manual* (IG1763).

LEVELROCK Floor Underlayment

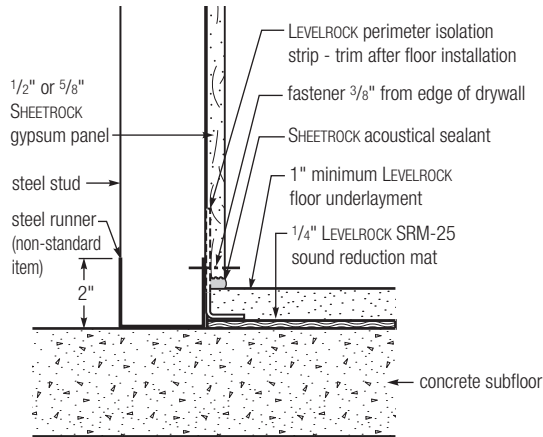
1. Install LEVELROCK floor underlayment at a 1-in. minimum thickness, according to USG instructions.
Note: More detailed system instructions can be found in the *LEVELROCK Floor Underlayment Applicator Best Practices Manual* (IG1763).

Finish Flooring

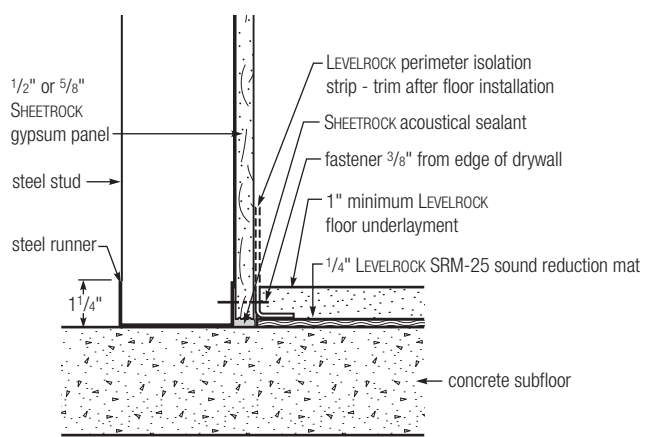
1. Install hardwood, tile or natural stone according to ANSI A108.5, leaving a 1/4-in. gap between the flooring material and wall. Fill the gap with acoustical sealant to prevent lateral sound transmission.
2. With vinyl and carpet, no gaps are required between the flooring material and walls. Carpet tack strips should be installed at least 1/4 in. from the edge of the poured LEVELROCK floor underlayment.
3. Shim baseboards 1/8 in. above the finished floor and fill the gap underneath with acoustical sealant.

Assemblies

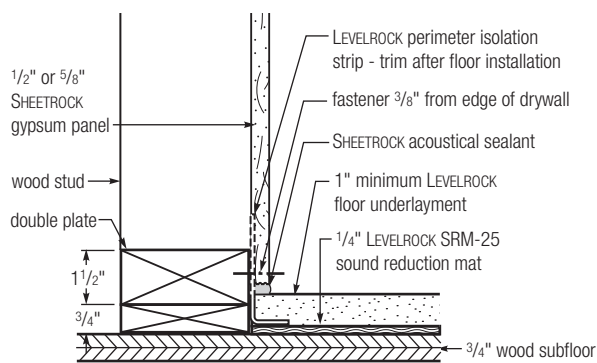
Concrete Subfloor, Steel Framing — LEVELROCK Installed Before Drywall



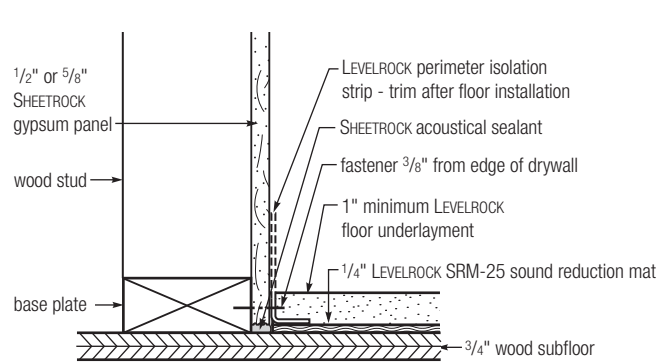
Concrete Subfloor, Steel Framing — LEVELROCK Installed After Drywall



Wood Subfloor, Wood Frame — LEVELROCK Installed Before Drywall



Wood Subfloor, Wood Frame — LEVELROCK Installed After Drywall



Note: Drawings not to scale.

UL Designs and Code Approvals	UL Designs	Refer to individual LEVELROCK floor underlayment product literature for applicable designs.
	Model Building Code Approvals	ICC Evaluation Service Report No. ER-5885 New York City Department of Buildings MEA (Materials and Equipment Acceptance) MEA 236-01-M HUD 1314
Product Data		Material: High-strength polyethylene core and polypropylene fabric Thickness: 0.25 in. Density: 2.4 lbs./cu. ft. Weight: 0.20 lbs./sq. ft. Burst Strength: 200 lbs. Puncture Strength: 60 lbs. Color: Black
Test Data	Acoustical Performance	IIC: Additional 8-13 points STC: Additional 4-7 points Note: Contact USG or Alcorp Marketing for detailed test results of various systems. Tests were conducted under laboratory conditions according to ASTM E90 and E492 in a NVLAP-accredited facility (NVLAP Lab Code: 200132-0). Actual field conditions may vary from laboratory conditions and affect results. Consult ASTM E1007 for a list of variable conditions. Values shown represent typical improvements provided by LEVELROCK SRM-25 sound reduction mat.
Storage and Handling		Material shall be delivered in original packaging and stored in an enclosed shelter, providing protection from damage and exposure to the elements.
Submittal Approvals	Job Name	
	Contractor	Date

Product Information

See levelrock.com for the most up-to-date product information.

LEED Information

For the most up-to-date information on LEED rating systems, project certification and the U.S. Green Building Council, please visit usgbc.org.

WARNING!

Direct, repeated rubbing contact with the skin may cause slight irritation. Avoid contact with eye. Do not ingest.

If ingested, call physician.
Product safety information:
800 507.8899 or usg.com.

KEEP OUT OF REACH OF CHILDREN.

Trademarks

The following trademarks used herein are owned by United States Gypsum Company or a related company: LEVELROCK, SRM-25, SHEETROCK, USG, USG in stylized letters. LEED is a registered trademark of U.S. Green Building Council.

Notice

We shall not be liable for incidental or consequential damages, directly or indirectly sustained, nor for any loss caused by application of these goods not in accordance with current printed instructions or for other than the intended use. Our liability is expressly limited to replacement of defective goods. Any claim shall be deemed waived unless made in writing to us within thirty (30) days from the date it was or reasonably should have been discovered.

Safety First!

Follow good safety/industrial hygiene practices during installation. Wear appropriate personal protective equipment. Read MSDS and literature before specification and installation.

